BEYONDTEK, INC. BTC-20201B

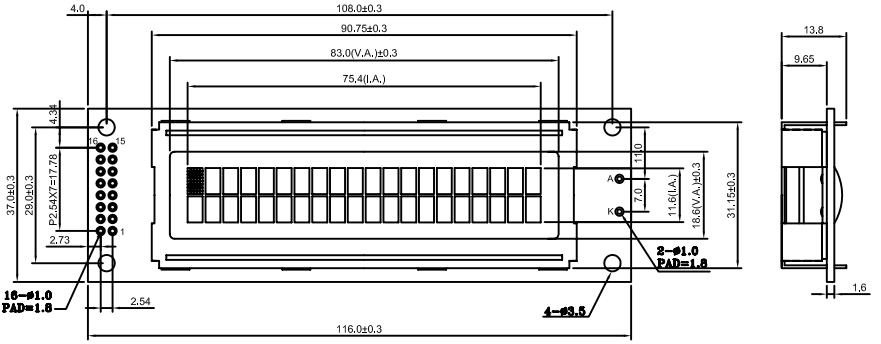

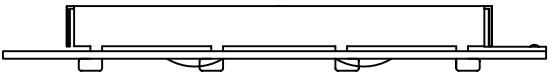

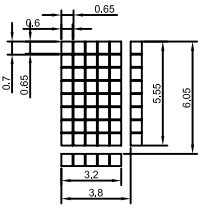

I/O CONNECTION		
Pin No	Symbol	Function
1	VSS	Power supply (GND)
2	VDD	Power supply (+)
3	V5	Operating Voltage for LCD
4	RS	Register select signal
5	R/W	Data read / write
6	E	Enable signal
7	DB0	Data bus line
8	DB1	Data bus line
9	DB2	Data bus line
10	DB3	Data bus line
11	DB4	Data bus line
12	DB5	Data bus line
13	DB6	Data bus line
14	DB7	Data bus line
15	LED_A	Power supply for LED (+)
16	LED_K	Power supply for LED (-)

NOTE: 1 TOLERANCES UNLESS OTHERWISE SPECIFIED: ±0.25mm
2 ALL DIMENSIONS ARE IN mm
3 VIEWING ANGLE: 6 O'CLOCK
4 MULTIPLEX LEVEL: 1/16 DUTY,1/5 BIAS
5 LCD: STN YELLOW-GREEN/GREY/BLUE & FSTN
6 DISPLAY MODE: TRANSFLECTIVE / POSITIVE
7 CONNECTORS: ZEBRA
8 DATA TRANSFER: 8-BIT PARALLEL DATA TRANSFER
9 BACKLIGHT: LED
10 COLOR OF BACKLIGHT: YELLOW-GREEN/WHITE/BLUE

ABSOLUTE MAXIUM RATING					
ITEM	Symbol	Condition	Min	Max	Units
Power supply for logic	Vdd-Vss	25°C	-0.3	7.0	V
Operating voltage for LCD	Vdd-V0	25°C	Vdd-12	Vdd+0.3	V
Input voltage	Vin	25°C	-0.3	Vdd+0.3	V
Operating temperature	Top	--	-20	70	°C
Storage temperature	Tstg	--	-25	80	°C
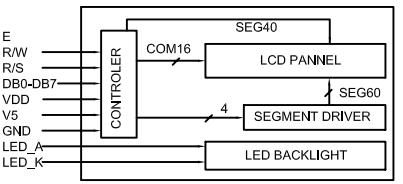
ELECTRO-OPTICAL CHARACTERISTICS						
ITEM	Symbol	Condition	Min	Typ	Max	Units
Power supply for logic	Vdd-Vss	25°C	4.5	5.0	5.5	V
LCM current consumption(No B/L)	Id	Vdd=5V	--	--	2.0	mA
Operating voltage for LCD	Vdd-V0	-20° C	4.7	5.0	5.3	V
		25°C	4.7	5.0	5.3	V
		70°C	4.7	5.0	5.3	V
Backlight current consumption	ILed	VB/L=5.0V	--	420	--	mA