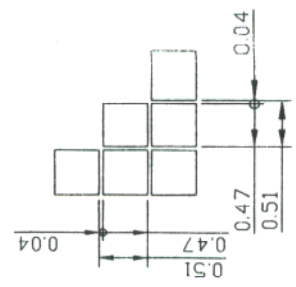
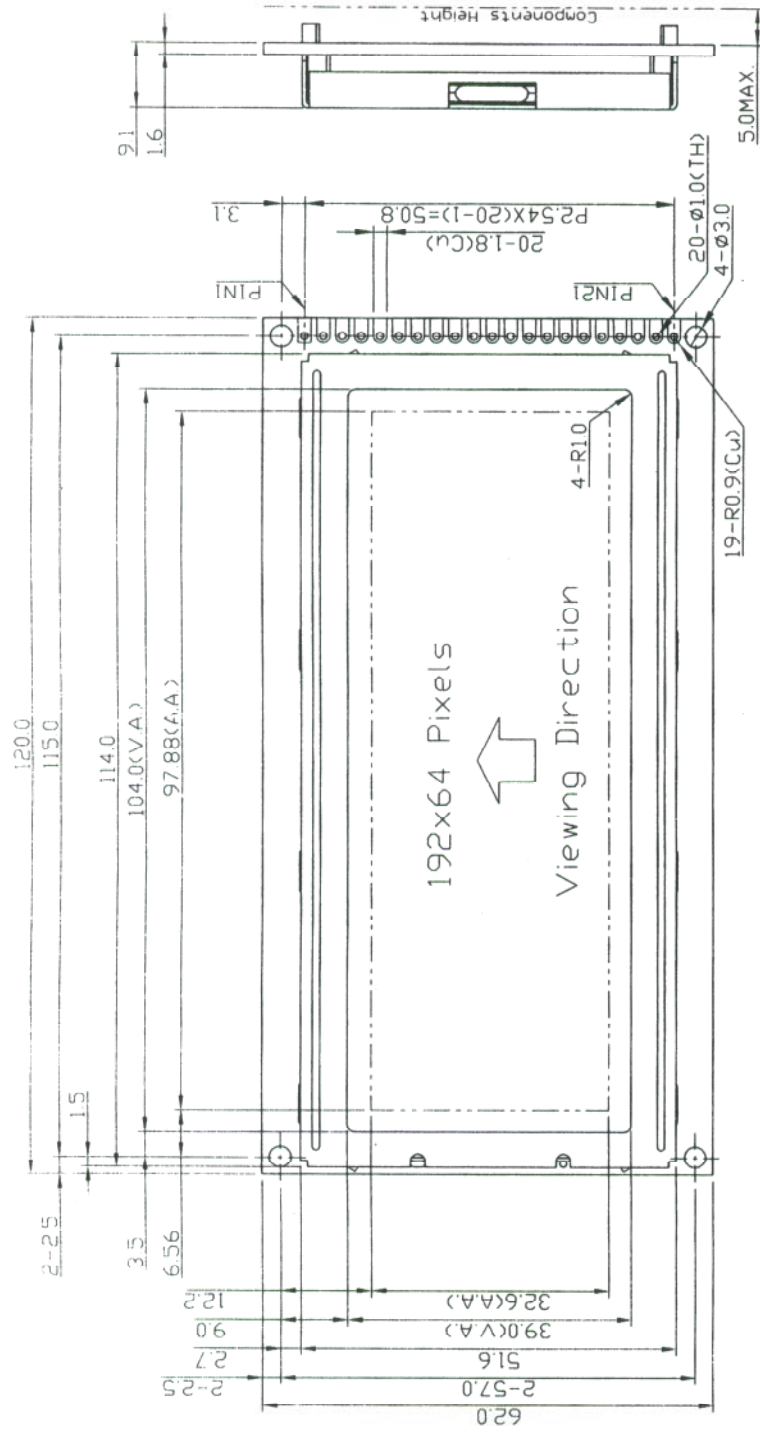
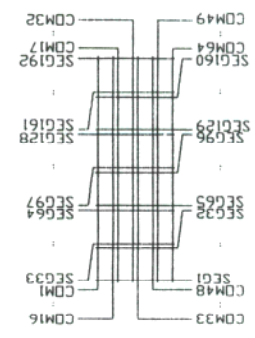


Terminal No.	Pin Name	(*)
1	VSS	
2	VDD	
3	V0	
4	VOUT	
5	RS	
6	R/W	
7	E	
8	DB0	
9	DB1	
10	DB2	
11	DB3	
12	DB4	
13	DB5	
14	DB6	
15	DB7	
16	/CS1	
17	/CS2	
18	/CS3	
19	/RST	
20	BLA	
21	BLK	



Pixels_Details
Scale=20/1



Wiring_Details
Scale=free

- Note:
- *1. A VR(25k to 50k) must be connected externally for Contrast Control. Otherwise, external LCD supply should be given to V0.
 - *2. LCD Display Type : STN-YG, Positive, Transflective
 - *3. Viewing Direction : 6H
 - *4. Operating Voltage : 5V
 - *5. Operating Temperature : 0°C ~ 50°C
 - *6. Storage Temperature : -10°C ~ 60°C

C			
B			
A	Delete Preliminary	03-Sep-03	Date
Rev. No. B1G-190602B Outline Drawing			
Date 08-Aug-03			
Scale	3/2	Unit mm	Sheet A3
Approved		Checked	Drawn Kerry Yuen

BeyondTek, Inc.